
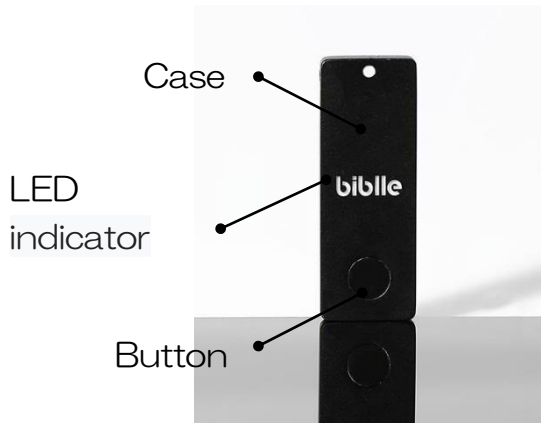




bible instruction

bible Name of each part



How to use

- Turn on the power
 - bible battery is insulated by the tape.
 - Remove the insulating tape before use.
 - Pull out the supplied insulating tape in the direction of the arrow to turn on the power.
 - It can be used for about half a year after normal use.
- * Battery life varies depending on how often buttons and buzzers are used.



- Replace the battery

When the battery runs out, prepare a CR1620 button type battery (sold separately) and replace the battery according to the following procedure.

(1) Using a Phillips screwdriver, remove the screws (M1.6)

fixed to both sides of the bible body.

* If you do not have a driver, please purchase.

(2) Separate the case and plate and take out the battery.

* As shown in the photo on the right,

lift the notch with a screwdriver to remove the plate.

(3) Insert the newly purchased battery (CR1620) with the positive pole facing up.

(4) Fit the plate and fix it with screws from both sides.



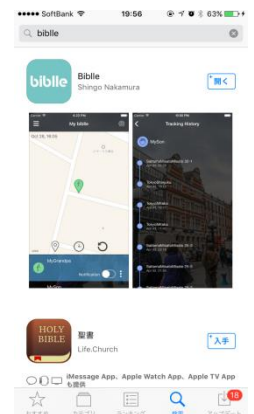
Install bible app

Search for “bible” from the AppStore or GooglePlay, the bible app installation screen will be displayed.

The supported models and OS are as follows.

iPhone: Bluetooth4.0 / iOS9 or higher

Android: Bluetooth4.0 compatible / Android4.4 or higher



bible registration

Register bible to the app on your smartphone.

(1) Turn on Bluetooth.

* Even if Bluetooth is always on, there is only a slight effect on the holding of the smartphone battery.



(2) Open the bible app and log in with your Google account.
* If you don't have Google account, please create one.



(3) Press "Permission" button.



(4) Click "Register bible" from the menu screen.



(5) Move the bible body close to your smartphone as shown on the right.
After a few seconds, the circle turns blue.

* If the bible is already registered with another smartphone,
"This device is already registered" is displayed.

Please close to unregistered bible again.



* If there is no response, please check the following.

- The smartphone's bluetooth is on
- The bible terminal is energized (whether the LED lights when the button is pressed)
- Restart the bible application
- Set Location Services to "Always on"

If you can not register by above procedure, please contact the following.

contact@george-shaun.com

(6) Register a name, select a search category, and click the "Finish" button on the upper right of the screen.

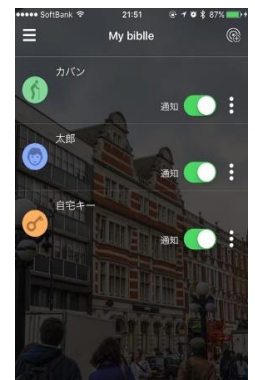


Register multiple bible in one smartphone.

It is possible to register multiple bible on one smartphone.

Repeat steps 4 to 6 of the above procedure as shown on the right

Multiple bible can be managed with one smartphone.



Manage one bible from multiple smartphones.

bible is a device in which one terminal is linked to one Google account.

So if you manage one bible with two or more smartphones.

First, follow the steps 1 to 6 on one smartphone and register biblle, then log in with the same Google account on steps 1 to 3 above on the other smartphone. And you can refer to the same biblle information from either smartphone.

When approaching, pairing is done with one of the closest terminals first. Therefore, operations such as sounding the buzzer of biblle and sounding the smartphone from biblle will be operated from one terminal paired first.

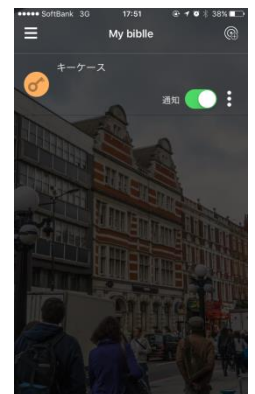
Search by sound

You can search by sound by playing biblle. If you can't find a smartphone, you can ring a smartphone from biblle.

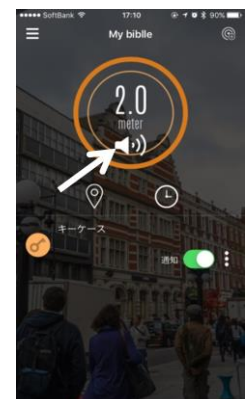
■ Ring biblle

When biblle and smartphone are nearby, you can sound the buzzer built into biblle from your smartphone.

(1) From the list of My biblle, select the biblle you want to beep.



(2) Click the buzzer icon to beep the biblle buzzer.



■ Ring your phone

When biblle and smartphone are nearby, you can ring the smartphone by long-pressing the biblle buzzer.

* The volume is linked to the playback volume of music on the smartphone.

* biblle and smartphones can ring smartphones

When is connected. If it is not close by,

Press and hold the buzzer again to connect and sound.



*If there is no sound on the smartphone side, Check the playback volume.

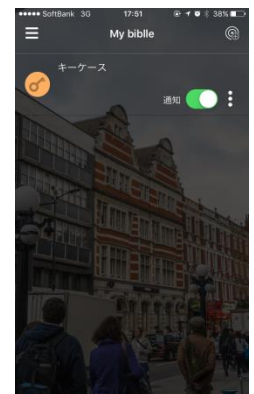
Get notification

When your smartphone and biblle are about 30m away, you can send a notification to your smartphone. Please use it to prevent child, pets and elderly people from getting lost, and to keep important items such as keys and bags away.

* If you turn off notifications, you will not receive notifications.

■ Notification setting ON / OFF

(1) From the list of My biblle, it is possible to set ON/OFF of notification when the biblle leaves.



(2) Turn the notification ON and you will receive a notification approximately 30 m away.



(3) If you did not notice the notification right away, you can check on the map.

Touch the pointer to display the time.



Search by Watching over network

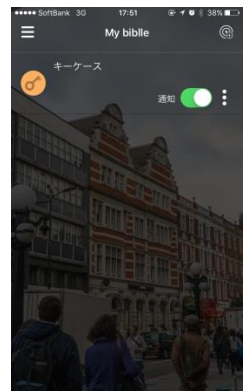
■ Search by map

If the bible is away, the chance to find it is increased by using a watching over network.

In cooperation with other users who have the app, location information is also updated when bible passes by other users.

So you can search while checking the latest location information.

(1) Click on what you want to check the location information from the list of my bible.



(2) If you are away, you will immediately see the last place you left, or the last place and time when someone reacted with the bible app.



■ Display tracking history

The bible location information history can be checked on your smartphone.

(1) Click the history icon to check the location information history in a list.



Use the bible button as a shortcut button on the Internet page.

When the bible is connected to your smartphone (within approximately 30m), you can use it as a shortcut button for a specific page by pressing the button on the main body of bible.

* 1. By default, our product site is displayed.

* 2. This feature will improve the application and allow you to link to the link to be registered in future updates.

(1) With the BLE connection (within approximately 30m), press the bible button to notify the smartphone.

Or, if the bible application is open, the linked site is displayed directly.





(2) Swipe to open the notification, you can open the site you want to display in the application.

By swiping the screen to the right, the normal bible app back to the screen.



To use This product Safely

 警告	Warning This symbol indicates an item that can result in death or serious personal injury if ignored.
 注意	Caution This symbol indicates an item that can result in serious personal injury or material damage if ignored.

Warning

- Be careful that children do not accidentally swallow the main unit or parts.
- Do not solder, disassemble, or heat the battery directly. It may cause overheating, liquid leakage, or rupture.
- When disposing of batteries and storing them as a single unit, insulate them with tape. Contact with other metals and conduction may cause ignition or rupture.

Caution

- Do not drop, hit or apply excessive shock.
- Do not use in extremely cold, hot or humid places.
- Leaving the exhausted battery in the main unit may cause a malfunction due to liquid leakage.
- This product is not waterproof. If it gets wet, wipe it off immediately.

Precautions for use

- This product is used to prevent children and elderly people who need nursing care, but is not a substitute for supervision by parents or specialists.
- Please note that the battery duration varies depending on the usage and usage environment.